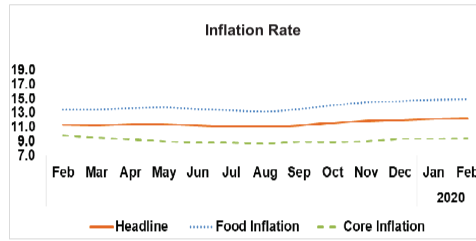
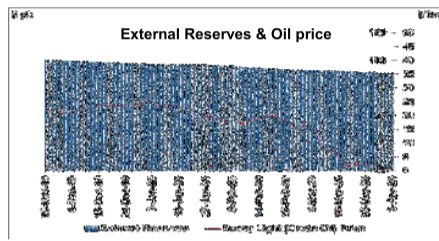
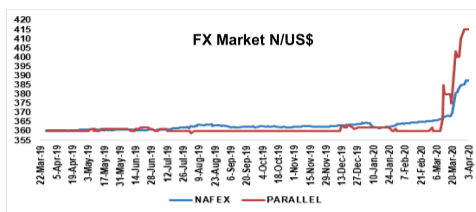
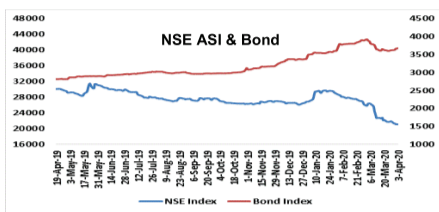


Access Bank Rateswatch

KEY MACROECONOMIC INDICATORS

Indicators	Current Figures	Comments
GDP Growth (%)	2.55	Q4 2019 — higher by 0.27% compared to 2.28% in Q3 2019
Broad Money Supply (N' trillion)	36.48	Increased by 2.9% in Nov' 2019 from N35.45 trillion in Oct' 2019
Credit to Private Sector (N' trillion)	26.7	Increased by 0.38% in Feb' 2020 from N26.6 trillion in Jan' 2020
Currency in Circulation (N' trillion)	2.18	Decreased by 3.11% in Feb' 2020 from N2.25 trillion in Jan' 2020
Inflation rate (%) (y-o-y)	12.2	Increased to 12.2% in February 2020 from 12.13% in January 2020
Monetary Policy Rate (%)	13.5	Adjusted to 13.5% in March 2019 from 14%
Interest Rate (Asymmetrical Corridor)	13.5 (+2/-5)	Lending rate changed to 15.5% & Deposit rate 8.5%
External Reserves (US\$ million)	34.97	April 2, 2020 figure — a decrease of 3.55% from March start
Oil Price (US\$/Barrel)	21.41	April 3, 2020 figure— a decrease of 13.77% from the previous week
Oil Production mbpd (OPEC)	1.79	February 2020, figure — an increase of 1.64% from January 2020 figure



STOCK MARKET

Indicators	Last Week	2 Weeks Ago	Change (%)
	3/4/20	27/3/20	
NSE ASI	21,094.62	21,861.78	(3.51)
Market Cap(N'tr)	10.99	11.39	(3.51)
Volume (bn)	0.24	0.25	(6.45)
Value (N'bn)	2.98	3.36	(11.31)

MONEY MARKET

Indicators	Last Week	2 Weeks Ago	Change (Basis Point)
	Rate (%)	Rate (%)	
	3/4/20	27/3/20	
NIBOR			
Tenor			
OBB	2.20	15.80	(1360)
O/N	2.60	17.10	(1450)
CALL	3.05	18.67	(1562)
30 Days	11.54	15.32	(378)
90 Days	12.13	16.00	(387)

FOREIGN EXCHANGE MARKET

Market	Last Week	2 Weeks Ago	1 Month Ago
	Rate (N/\$)	Ago Rate (N/Rate (N/\$))	Rate (N/\$)
	3/4/20	27/3/20	3/3/20
Official (N)	361.00	360.00	307.00
Inter-Bank (N)	387.30	385.00	365.58
BDC (N)	0.00	0.00	0.00
Parallel (N)	415.00	410.00	360.00

BOND MARKET

Tenor	Last Week	2 Weeks Ago	Change
	Rate (%)	Rate (%)	(Basis Point)
	3/4/20	27/3/20	
3-Year	0.00	0.00	0
5-Year	8.33	8.42	(9)
7-Year	11.75	11.76	(1)
10-Year	14.42	11.60	(41)
20-Year	12.60	13.01	(41)
30-Year	12.96	13.01	(5)

COMMODITIES MARKET

Indicators	3/4/20	1-week Change (%)	YTD Change (%)
Energy			
Crude Oil (\$/bbl)	21.41	(13.77)	(66.79)
Natural Gas (\$/MMBtu)	1.57	(4.27)	(48.63)
Agriculture			
Cocoa (\$/MT)	2,278.00	0.89	17.67
Coffee (\$/lb.)	119.35	2.14	(8.33)
Cotton (\$/lb.)	50.32	(2.86)	(35.07)
Sugar (\$/lb.)	10.62	(4.84)	(30.72)
Wheat (\$/bu.)	549.50	(4.48)	26.76
Metals			
Gold (\$/t oz.)	1,610.08	(1.04)	22.20
Silver (\$/t oz.)	14.61	(1.15)	(15.01)
Copper (\$/lb.)	222.35	2.49	(32.17)

NIGERIA INTERBANK TREASURY BILLS TRUE YIELDS

Tenor	Last Week	2 Weeks Ago	Change (Basis Point)
	Rate (%)	Rate (%)	
	3/4/20	27/3/20	
1 Mnth	2.20	2.10	10
3 Mnths	0.00	0.00	
6 Mnths	2.58	2.33	25
9 Mnths	3.27	3.01	25
12 Mnths	3.86	3.47	39
	4.42	4.37	5

ACCESS BANK NIGERIAN GOV'T BOND INDEX

Indicators	Last Week	2 Weeks Ago	Change (Basis Point)
	Rate (%)	Rate (%)	
	3/4/20	27/3/20	
Index			1.56
Mkt Cap Gross (N'tr)	11.49	11.30	1.68
Mkt Cap Net (N'tr)	7.67	7.52	1.99
YTD return (%)	49.59	47.29	2.30
YTD return (%) (US \$)	-33.66	-35.96	2.30

TREASURY BILLS PMA AUCTION

Tenor	Amount (N' million)	Rate (%)	Date
91 Day	2,000	2.31	18-Mar-2020
182 Day	8,385.2	3.46	18-Mar-2020
364 Day	37,176.06	4.82	18-Mar-2020

Market Analysis and Outlook: April 3 – April 10, 2020

Global

In the Euro area, unemployment rate fell to 7.3% in February 2020 from 7.4% in the prior month, recording the lowest unemployment level since March 2008. The number of unemployed fell by 8,000 to 12.05 million. According to Eurostat, Spain (13.6%), Italy (9.7%) and France (8.1%) trumped the unemployment rate list in the Euro area while Germany (3.2%) emerged the lowest. In a separate development, the Caixin China General Composite Purchasing Manager's Index (PMI) jumped to 46.7 in March 2020 from 27.5 in the previous month, still below the 50 index points that distinguishes expansion from contraction. This conspicuously marked the second lowest reading in 11 years, amid limited recovery from the Covid-19 outbreak. As reported by the China National Bureau of Statistics, improvements were majorly seen in the service sector (43 index points from 26.5) and the factory activity (50.1 from 40.3 index points). Elsewhere, in the United Kingdom, composite PMI was revised lower to 36 index points in March 2020 from 53 index points in February 2020 and a preliminary estimate of 37.1 index points. This depicts a contraction in the economic productions and strikes the lowest PMI point thus far in the UK. The fall in service sector activity and the fastest decline in manufacturing production in 8 years are responsible for the shrinkage as recorded by the HIS Markit.

Domestic

The Selected Banking Sector Data by the National Bureau of Statistics reported 894 million as the total volume of transactions recorded in Q4 2019 valued at N48.54trn on the E-payments channels with NIBSS instant payment transactions dominating about 38.3% valued at N29.69trn. In terms of credit allocation, the total value of credit allocated by the bank stood at N17.19trn in Q4 2019 from N16.25trn in the preceding quarter. Sectors with the most credit to private sector were oil & gas (26.64%), manufacturing (15.26%) and government (8.96%) while mining & quarrying (0.07%), education (0.34%) and power & energy (1.74%) received the lowest credit to private sector. Furthermore, the banking industry non-performing loans stood at 6.03% in Q4 2019 from 6.67% in Q3 2019 and 11.67% in the corresponding quarter in 2018. In another development, the National Bureau of Statistics (NBS), revealed that the Federation Accounts Allocation Committee (FAAC) disbursed the sum of N647.35 billion among Federal, States and Local Governments in February 2020 from the revenue generated in January 2020. The amount distributed was from the statutory account, non-oil revenue, excess bank charges recovered, value added tax (VAT) and exchange gain allocation comprising of N524.59 billion, N16.30 billion, N659.08m and N1.04 billion, respectively. A breakdown of the sum disbursed among the three tiers, revealed that the Federal Government received N267.39 billion, states received N176.92 billion and the local governments received N132.94 billion. The oil producing states received N46.20 billion as the 13% derivation fund. Revenue generating agencies such as Nigeria Customs Service (NCS), Federal Inland Revenue Service (FIRS) and Department of Petroleum Resources (DPR) received a N6.17 billion, N6.94 billion, N4 billion, respectively as cost of revenue collection.

Stock Market

The continued effect of the Coronavirus pandemic decreased trading activities on the Nigerian Stock Exchange, resulting in the sell-offs across high cap stocks. The all share index fell 3.51% to settle at 21,094.62 points from 21,861.78 points the prior week. Similarly, market capitalization declined by 3.51% to N10.99 trillion from N11.39 trillion the prior week. This week, we anticipate continued downward trend in the stock mar-

ket pending the ease of the shutdown.

Money Market

In the week ended April 3rd, 2020, the market was relatively stable curtailed by the FX auction and OMO bills that matured into the system. Rates plunged as market liquidity ended at N738 billion. Short-dated placements such as Open Buy Back (OBB) and Over Night (O/N) rates dipped to 2.20% and 2.60% from 15.8% and 17.1% previous week. The slightly longer dated instruments such as 30-day and 90-day Nigeria Interbank Offered Rate (NIBOR) finished at 11.54% and 12.13% from 15.32% and 16% the previous week. Rates are expected to be sustained at the depressed levels as a result of the current liquidity glut in the market this week.

Foreign Exchange Market

In the week ended April 3rd, 2020, the Naira sustained its depreciative value. The local unit was flat at the official rate and depreciated slightly across the NAFEX and Parallel market owing to the current paucity at the currency window and illiquidity witnessed at the investors' and exporters' window. The official rate remained stable at N361/US\$. At the Nigerian Autonomous Foreign Exchange (NAFEX) window, the Naira lost N2.30 to close at N387.30/US\$ from N385/US\$ the previous week. At the parallel market, the Naira deteriorated by N5/US\$ to N415/US\$. We anticipate the Naira to hover around the same levels this week given the reduction in demand for funds by counterparties due to the lockdown triggered by the coronavirus outbreak.

Bond Market

The bond market witnessed elevated level of liquidity in the system despite the dwindled appetite for bond securities. Subsequently, average yields fell as yields on the seven-, ten- and thirty-year debt papers closed at 11.75%, 11.42% and 12.96% from 11.76%, 11.60% and 13.01%, respectively. The Access Bank Government Bond index gained 1.56 points to settle at 3,674.50 points last week. The market is expected to portray current sentiments and remain calm as appetite for bonds remain low.

Commodities

Last week, crude oil price saw a momentary uptick following comments made by the United States of America President on prospects of an agreement between Saudi Arabia and Russia over the price war and possible cut in supply of between 10 million to 15 million barrels per day (bpd). However, statements by Russia energy Minister that Moscow and Washington still have made no firm commitments on output kept prices largely depressed. Bonny light, Nigeria's benchmark crude fell 13.77% or \$3.42 per barrel to settle at \$21.41 per barrel attributed to the ongoing coronavirus pandemic and its demand destruction. In the same vein, precious metals price declined this week seeing little reaction to stronger than expected U.S. consumer confidence. Consequently, gold prices slipped 1.04% to finish at \$1,610.08 per ounce from \$1,626.99 per ounce. Similarly, silver lost 1.15% to settle at \$14.61 per ounce. A decision between Saudi Arabia and Russia would help oil prices however, this would be contingent upon the US agreeing to also reduce its supply given its role as the world's largest oil producing nation.

Monthly Macro Economic Forecast

Variables	Apr'20	May'20	Jun'20
Exchange Rate (NAFEX) (N/\$)	387	388	388
Inflation Rate (%)	12.38	12.40	12.27
Crude Oil Price (US\$/Barrel)	20	21	23

Disclaimer
This report is based on information obtained from various sources believed to be reliable and no representation is made that it is accurate or complete. Reasonable care has been taken in preparing this document. Access Bank Plc shall not accept responsibility for liability for errors of fact or any opinion expressed herein. This document is for information purposes and private circulation only and may not be reproduced, distributed or published by any recipient for any

Sources: CBN, Financial Market Dealers Quotation, NSE, NBS, Energy Information Agency Bloomberg and Access Bank Economic Intelligence Group computation.
* Crude oil (BonnyLight) is as at the previous day